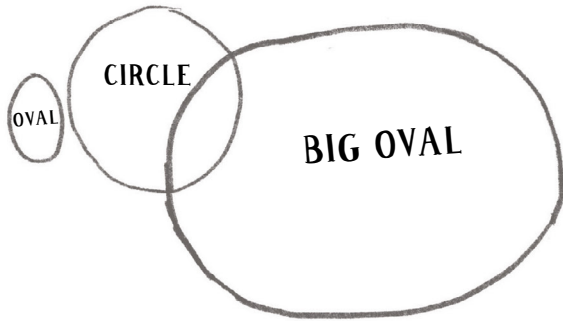



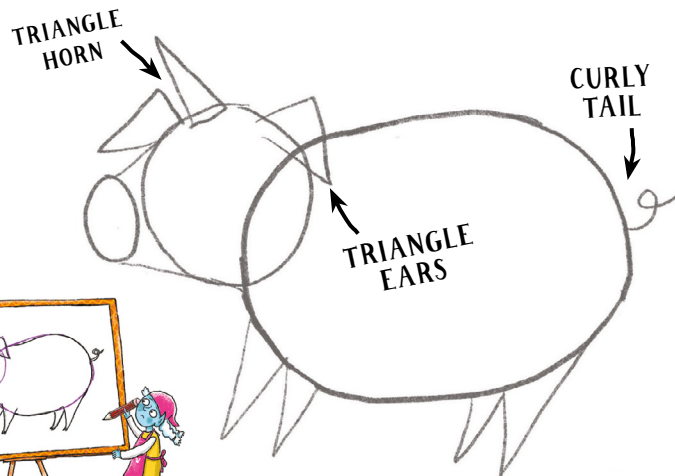
HOW TO DRAW UNIPIGGLE

You will need: a pencil, a rubber and colouring pencils

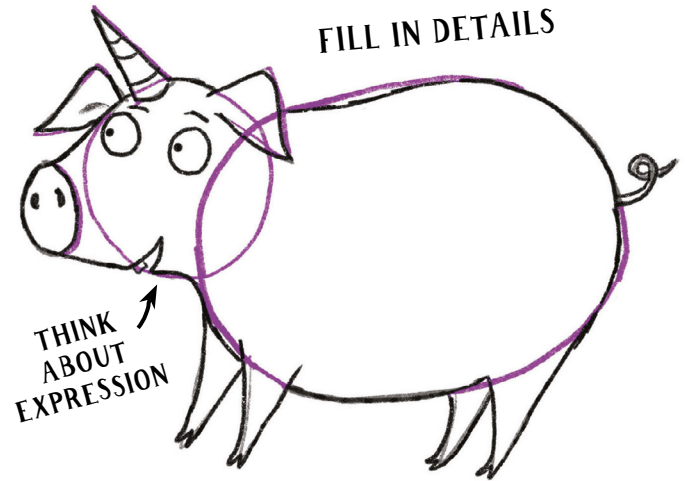
Step 1: Draw three different circles.



Step 2: Add the triangles for the horn, ears, legs, and draw a curly tail!



Step 3: Draw in Unipiggle's face and hooves. Rub out the lines coloured purple.



Step 4: Colour in Unipiggle, and TA-DAH!



For more UNIPIGGLE activities, trot to:
www.hannahshawillustrator.co.uk