The background is a yellowish-brown illustration of a sewer system with various pipes, valves, and a small fly in the upper left corner. The title is written in a large, hand-drawn, black, slightly irregular font.

# How to draw a stinky sewer RAT

by Hannah Shaw



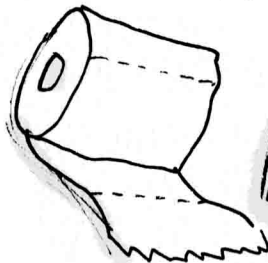
# Things you'll need



Pencil  
and  
eraser



Paper to draw on  
\* Not too roll, silly!




A nice black  
drawing pen




Optional-

Paints and  
colouring stuff



A peg  
for your nose




Chocolate biscuit



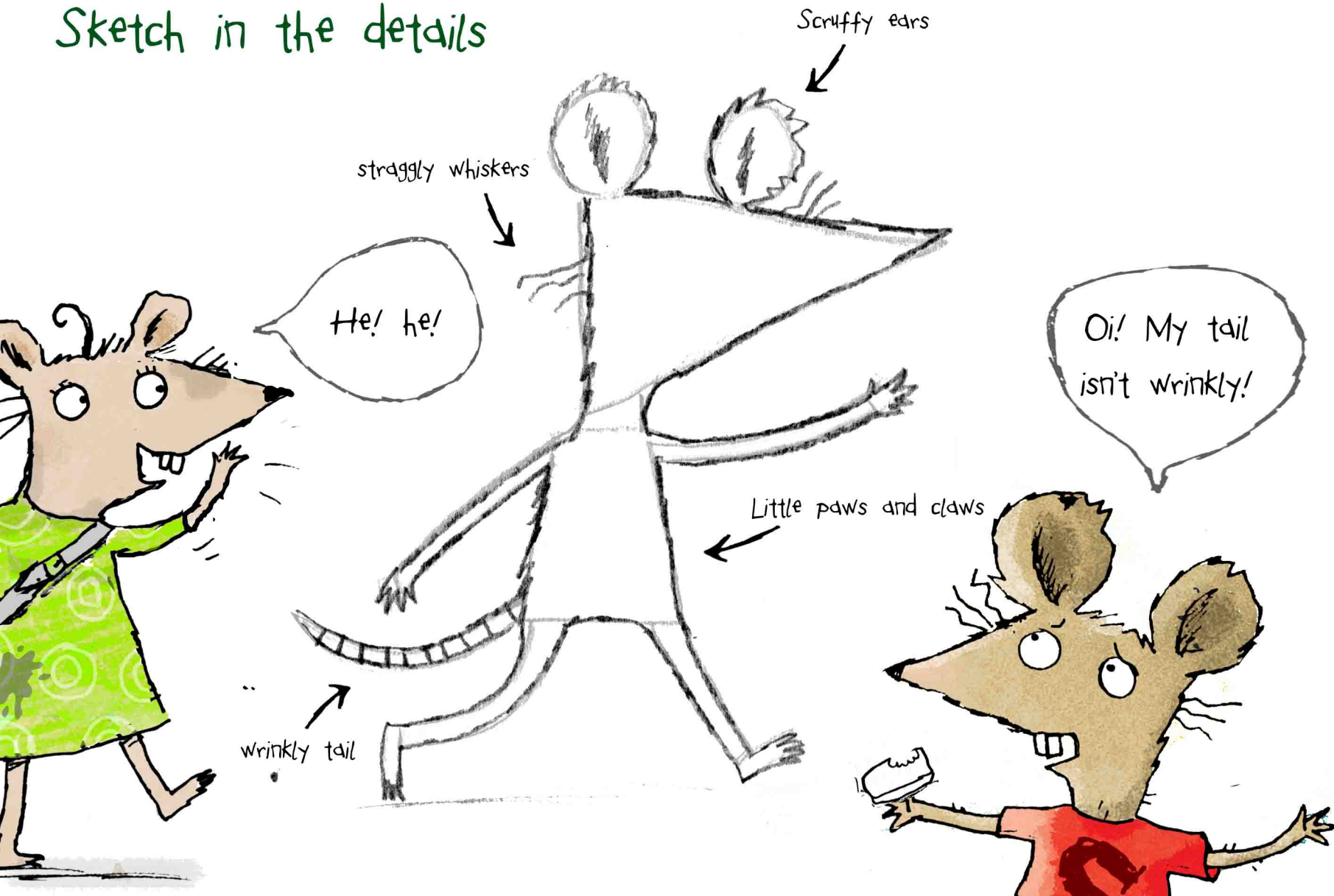
Hey!  
Can't we all draw  
cockroaches instead?

Use a pencil to sketch  
the basic shapes





# Sketch in the details



Time for your pen line-  
make it scratchy!

(you can rub out the pencil line now)





Erm...



Where are  
you going?



You can practice drawing  
expressions too!



Tip: It's all to  
do with the  
eyebrows and  
the mouth

I'm sure  
I'll be back  
soon





Think of an outfit  
that would look  
suitable on your  
rat character





You could draw  
everyday sewer  
rat clothes...



Yea, that's  
what I normally  
look like!  
Stan Stinky,  
Sewer Hero!



or STINKY  
PIRATE clothes!



Now, add some  
colour!



Use paints,  
pastels, crayons or  
pencils. You can always  
use a combination of  
all of them, the more  
textures the better.  
Remember to add shadows  
and highlights.





Chocolate  
biscuit time

Stan, it's  
brilliant!

It doesn't  
look anything  
like me!?